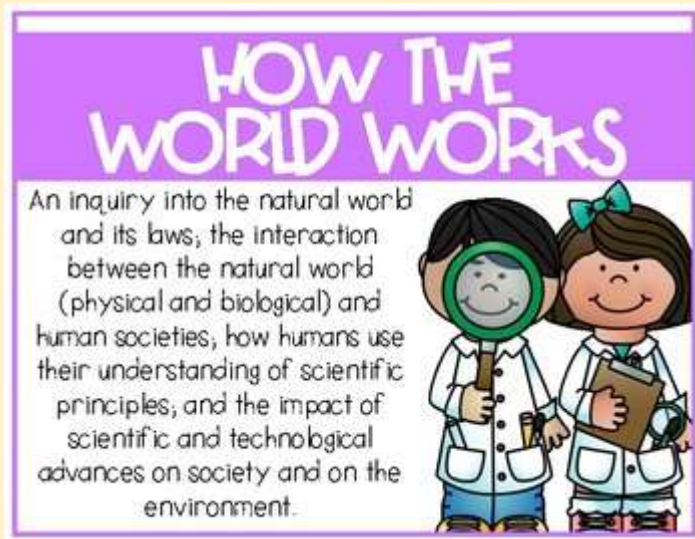




Introductory Letter 2021-22
Theme 4 – How the world works
Grade – 2

Date:-4-10-2021



In this theme to follow, the learners will enhance their knowledge about importance of soil and impact of human actions on soil. They will explore how soil is formed and different types of soil. They will ponder wise ways to conserve soil.

Central Idea



Lines of Inquiry

- Importance of soil
- Interdependence between plants and soil
- Impact of human actions on soil

Key concepts

- **Function** – Learners will explore and understand the importance of soil by brainstorming on it.
- **Connection** – Through virtual trips learners will relate and co-relate the interdependence of living beings on soil.

- **Causation** – Learner will reflect and share their findings about various investigations on soil pollution and ways to conserve soil.

Learner Profile

- **Knowledgeable** – Learners will explore and acquire knowledge of various types of soil and observe plant growth on KWL chart. They will develop the conceptual understanding of the importance of soil.
- **Caring** – Learners will understand importance of growing plants in their surroundings and become sensitive towards the needs of other living beings and will make a positive difference in the lives of others by conserving soil.

Approaches to Learning

- **Thinking Skills** – Learners will analyse the importance of soil and apply their acquired knowledge to investigate its interdependence with other living beings through drawing and writing.
- **Communication Skills** – Learners will share ideas, discuss and reflect upon wise ways to conserve soil.

Subject Focus

Social Science, Science, Language, Art, Music, PSPE

At Home Reinforcement

Following are some ideas that parents can discuss with the child at home to reinforce what they are learning in real life situations:

- Encourage your child to gather information about soil formation and different types of soil.
- Encourage your child to read books on plants, soil and other living things on earth.
- Provide them resources to do experiments.
- Converse with them about the actions of human beings on environment.

Suggested websites

<https://www.britannica.com/place/India/Black-soils>

<https://www.youtube.com/c/PeriwinkleKids>

<https://www.youtubekids.com>

<https://www.youtube.com/channel/UChz5aEi3dfrDVC8-YJsMUDA>

<https://www.youtube.com/channel/UCTM4tHYVqXeAU-Kt12mY02A>

A decorative border of small green tree icons surrounds the page. The trees are arranged in a continuous line along the top, bottom, and sides of the page.

<https://www.youtube.com/channel/UCTRHeqh7UqWuKRymXoqzbaA>

<https://www.youtube.com/channel/UCobgOt3poNK1ml3Y5TnVU8Q>

<https://www.youtube.com/c/ElearningStudio>

<https://www.youtube.com/c/PeekabooKids>

You are welcome to report any responsible action taken by your ward as an outcome of his/her learning. We would like to appreciate him/her in the class for action. We look forward to your support and feedback to make learning enjoyable and successful for our learners.

Thank You!

English:

Day 1

Read Ch-6 The Man Cub on page no. 45 ,46 and 47

Write new words in notebook.

Day 2

Exercise of ch-6

Maths:

Division

Day 1

- Watch the video to understand the concept of Division Properties

<https://www.youtube.com/watch?v=mzTy40RIxDA>

- Write and revise table of 15

Day 2

Find the quotient using multiplication tables.

- a) $27 \div 9$
- b) $32 \div 8$
- c) $77 \div 11$
- d) $108 \div 12$
- e) $78 \div 13$
- f) $112 \div 14$

Hindi:

Day 1

सर्वनाम (Pronouns)

ध्यान से पढ़ें और समझें -

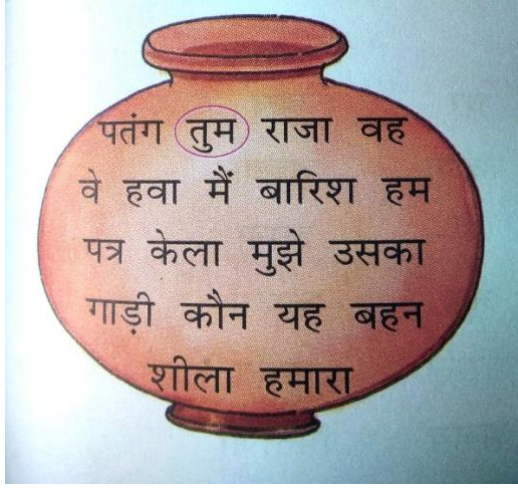
एक राजा था। राजा के दो बेटे थे। बेटे बहुत समझदार थे। राजा ने बेटों से एक प्रश्न पूछा। बेटों ने उत्तर देने के लिए समय माँगा।

एक राजा था। उसके के दो बेटे थे। वे बहुत समझदार थे। राजा ने उनसे एक प्रश्न पूछा। उन्होंने उत्तर देने के लिए समय माँगा।

परिभाषा - जो शब्द संज्ञा शब्द की जगह आते हैं, वे सर्वनाम कहलाते हैं। जैसे- मैं, तुम, आप, वे, उनके, उनसे आदि।

गृहकार्य

कलश में से सर्वनाम शब्द छाँटकर लिखें-



सर्वनाम शब्द-

Day 2

सर्वनाम (Pronouns)

कुछ सर्वनाम शब्द-

| एकवचन | बहुवचन |
|-------|--------|
| मैं | हम |
| तुम | तुमलोग |
| यह | ये |
| वह | वे |

| | |
|------|--------|
| उसे | उन्हें |
| मेरा | हमारा |

बड़ों के लिए आप, आपने, आपका आदि शब्दों का प्रयोग किया जाता है ।

गृहकार्य

सही शब्द चुनकर वाक्य पूरा करो-

१. _____ प्रतिदिन विद्यालय जाता हूँ । (मैं/ हम/ वह)
२. आज _____ जन्मदिन है । (मैं/ मेरा/ हमारा)
३. _____ आज गाँव जा रहे हैं । (वह/ मैं/ वे)
४. _____ बच्चे बहुत छोटे हैं । (उस/ उसके/ उसकी)
५. _____ नाम क्या है ? (तुम/ तुम्हें/ तुम्हारा)
६. _____ मेरे घर कब आयेंगे ? (आप/ तुम/ हम)

Day 3

सर्वनाम (Pronouns)

गिनती लिखकर मिलान करो तथा दी हुई स्थान पर पूरा वाक्य लिखें-

| | | | |
|----|-----|-----------------------------|--|
| १. | वह | घूमने जाऊँगा । | |
| २. | तुम | मेरे लिए पेठा लाया । | |
| ३. | मैं | ताजमहल देखने गए थे । | |
| ४. | हम | दिल्ली किस गाड़ी से जाओगे । | |

१. _____
२. _____
३. _____
४. _____

- आप दादा-दादीजी के लिए कौन सा सर्वनाम प्रयोग करते हैं ?

- आप अपने मित्र / सहपाठी से बात करने पर कौन सा सर्वनाम बोलेंगे ?

गृहकार्य

नीलू और चीनू में बातचीत हो रही है, ऐसा नाटक करके देखें तथा रंगीन शब्दों की जगह पर सर्वनाम शब्द लिखकर वार्तालाप को पुस्तिका में लिखें-

नीलू: (उपहार देते हुए) चीनू यह लो चीनू का उपहार !

चीनू: उपहार में क्या है ?

नीलू: चीनू खोलकर देख लो !

चीनू: वाह ! नीलू ने सुन्दर उपहार दिया है ।

नीलू: चीनू को पसंद आया ?


चीनू: हाँ ! चीनू बहुत खुश हूँ ।

नीलू: नीलू को अच्छा लगा ।

How the world works

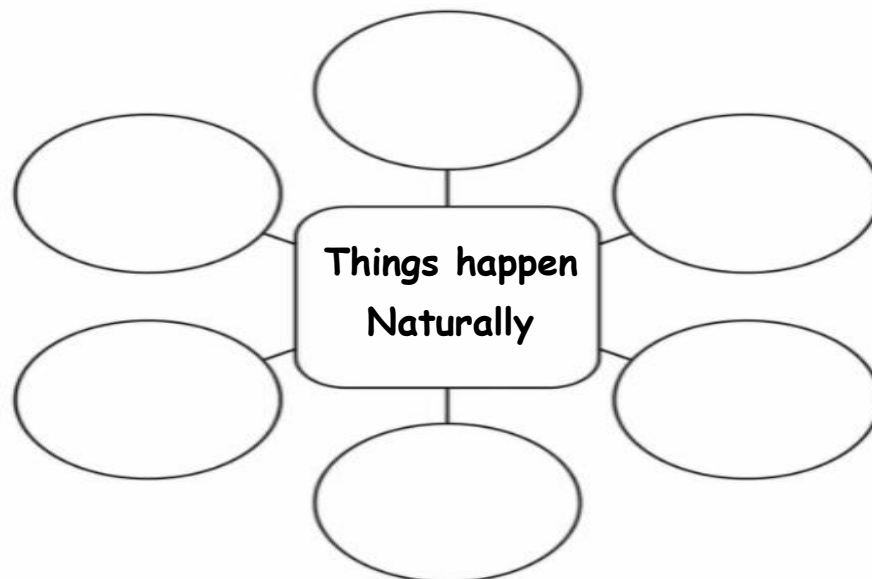
Unwrapping of the theme

LE: See Think Wonder



Explore the things that happen naturally in the world.

Reflect through Mind map /drawing/ writing.



* Create Theme page for **Theme –How the world works**

(On Coloured Sheet)

Name- _____

Date: _____

Class- _____

Theme- How the world works

GK:

Watch this video to get the knowledge about different types of birds.

https://www.youtube.com/watch?v=8vL_2rF8JHU

Learners will be reading and learning about various types of birds on the page no.6 in the book.

Watch this video to get the knowledge about endangered animals on earth.

<https://www.youtube.com/watch?v=RBdLF0JlvW8>

Learners will be reading and learning about endangered animals on the page no.5 in the book.

Music:

Basic exercise 1

आरोह – सा रे ग म प ध नि सां
अवरोह – सां नि ध प म ग रे सा

Basic exercise 2

आरोह – सासा रेरे गग मम पप धध निनि सांसां
अवरोह – सांसां निनि धध पप मम गग रेरे सासा

Basic exercise 3

आरोह – सारेग, रेगम, गमप, मपध, पधनि, धनि सां
अवरोह – सांनिध, निधप, धपम, पमग, मगरे, गरेसा

Basic exercise 4

आरोह - सारेगम, रेगमप, गमपध, मपधनि, पधनि सा
अवरोह - सा नि ध प, नि ध प म, ध प म ग, प म ग रे, म ग रे सा

PE:

Summative Assignment-

Make a 2-3 minutes video on the Importance of use of eco-friendly resources in Sports/Games

Check list:-

1. Relevant Information
2. Appropriate Connection
3. Caring Attribute